



1 Log in to the [My Apps Page](#) and click Taleo Career Opportunities.




Taleo Career Opportunities...

- Note: Your user name and password are your workstation user ID and password.

2 Search for a job:

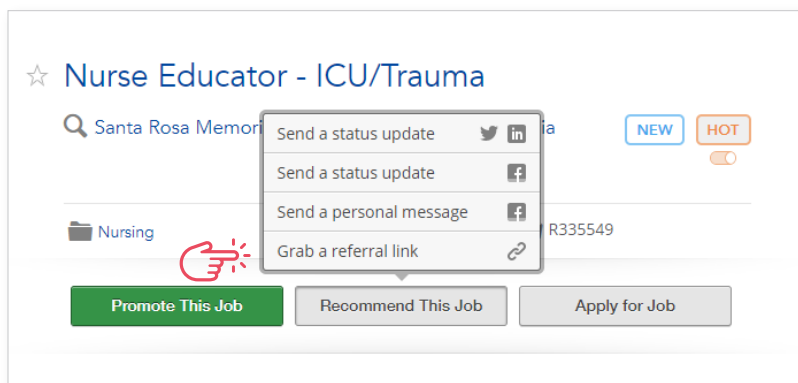
- If you know the specific job number, enter the job number as the keyword, and click search.
- Enter key words such as Staff RN and the location, or just search by geographic location and click search.



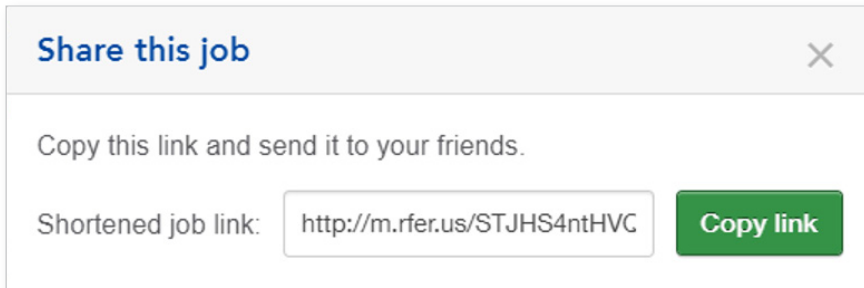
3 Send a link to your friend to apply or submit a referral via your personal social media account.

A. Grab a Referral Link to a position that you can provide to your friend:

i. Select “Grab a referral link”

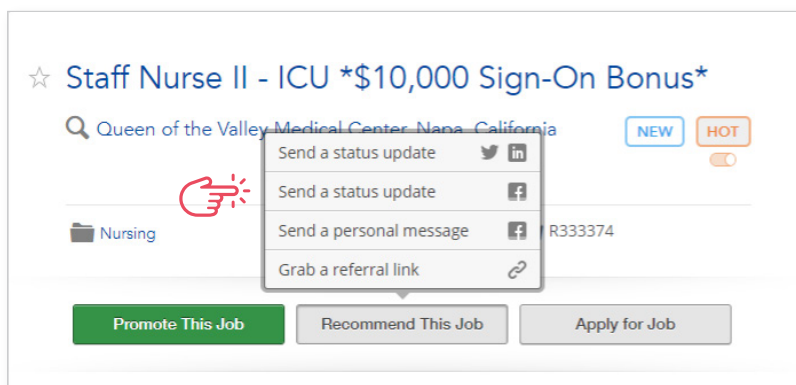


ii. On the pop-up page, copy the link and paste into an email to your friend.

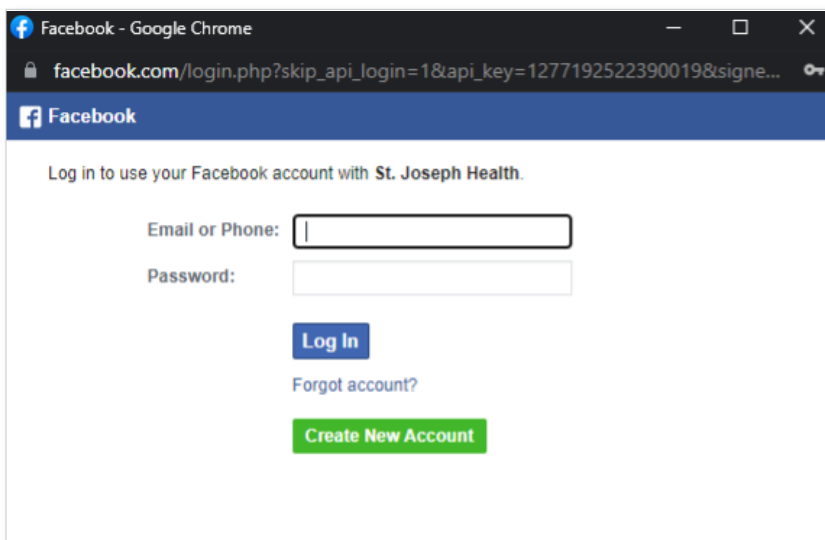


B. Share via social media:

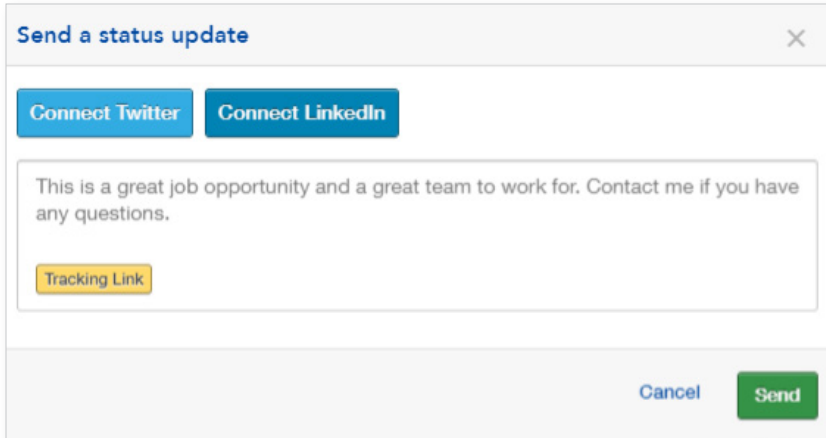
i. Choose which option you would like to use (LinkedIn, Twitter or Facebook) by clicking on the button for your preference. Note, you can post to all three options; you are not limited to just one.



ii. Enter your user name and password for your personal social media account, click Log In and then click Authorize Access button.



- iii. You will be directed back to the screen to input a message and click Send, which will place a status update on your preferred social media account.



Send a status update

Connect Twitter Connect LinkedIn

This is a great job opportunity and a great team to work for. Contact me if you have any questions.

Tracking Link

Cancel Send

- iv. You can also send a personal/direct message if you prefer.